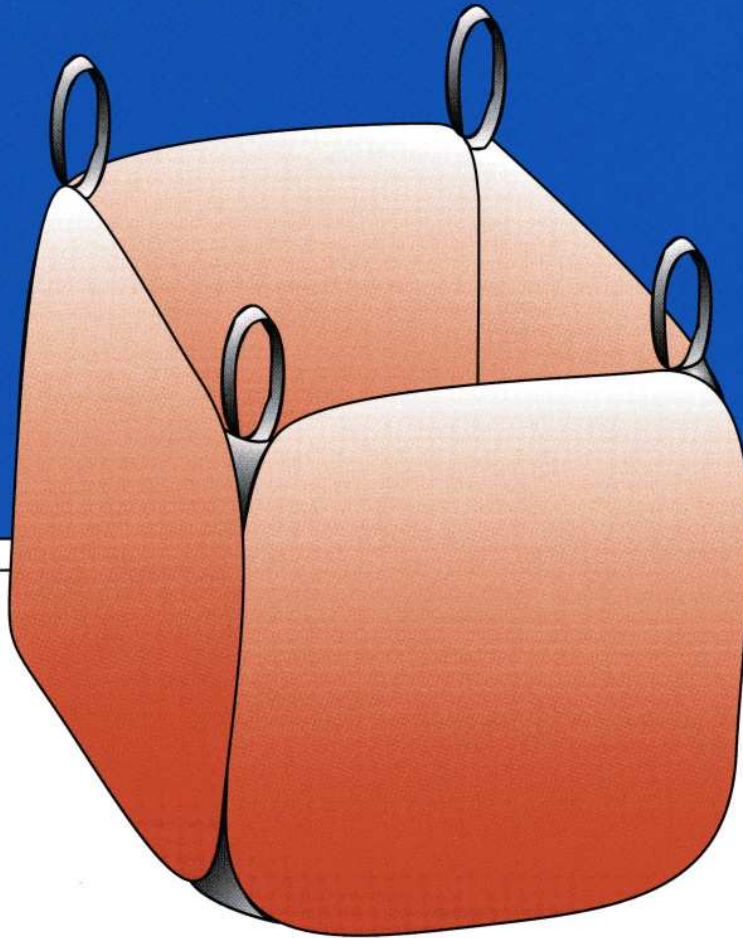


**COMMON SENSE HANDLING GUIDELINES
FOR
FLEXIBLE INTERMEDIATE BULK CONTAINERS**



Presented by:



Phone: (866) 600-8880 Email: info@fibca.com Web: www.fibca.com

STORAGE OF EMPTY FIBCs

Empty FIBCs and liners should be kept clean and stored undercover in such a manner that accidental damage, exposure to sunlight and extreme climatic conditions are avoided.

FILLING FIBCs

FIBCs are preferably filled with the base of the bag supported by the ground or a pallet, and the body of the bag supported by the top lift device.

If the FIBC has a discharge spout, it should be tied off or closed before filling.

STABILITY OF FILLED FIBCs

When filled, the ratio of the height of the bag to the width/diameter of the bag should not be more than 2:1. Stability of bags may be improved by vibration during or after filling.

Lifting FIBCs

When lifting FIBCs with a fork lift truck, be sure that the fork lift tines are spaced correctly. All lifting loops, sleeves, or other lifting devices should be vertical, so that no damaging lateral forces will be created. Be sure that the lifting loops are not twisted.

Fork-lift tines should have rounded edges and/or protective covers. Do ensure that crane hooks, bars or fork-lift arms used for lifting are of adequate size and are rounded to at least the thickness of the sling, belt or rope suspension, with a minimum radius of 5 mm



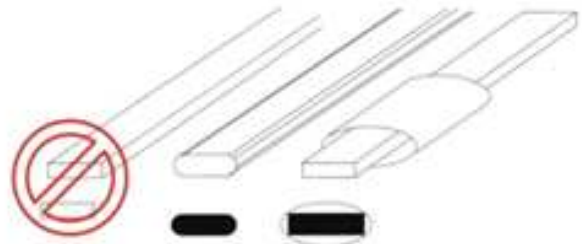
Correct



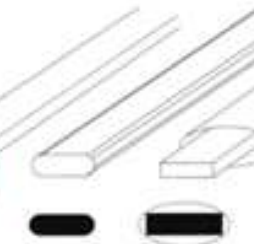
Correct



Wrong



Wrong



Correct Correct

HORIZONTAL CARRYING WITH FORK LIFT TRUCKS

The fork lift truck must be suitable for the load to be carried. When traveling with a FIBC hanging from the fork lift tines, there is a danger of the truck becoming unstable. The FIBC should be held close to the mast and as low as possible with the mast tilted slightly backwards. Make sure that the FIBC body will not be damaged by the wheels of the truck. The load should not restrict the view of the driver.

FIBCs must not be dragged. The truck should be brought to a stop before the FIBC is raised or lowered.



Correct



Wrong

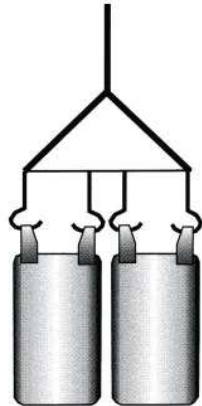


Wrong

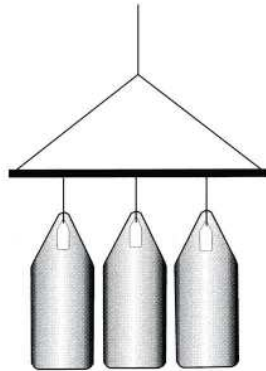
HANDLING WITH CRANES OR HOISTS

The hooks, spreader bars or other devices used for lifting, should have rounded edges and/or protective covers. FIBCA recommends the use of safety hooks with an integrated latch to prevent the hook from accidentally slipping off the loop. Hooks should have a sufficiently large radius to prevent squeezing the loop.

When the FIBC is suspended, the loops must be vertical, without any twists or knots.



Correct



Correct



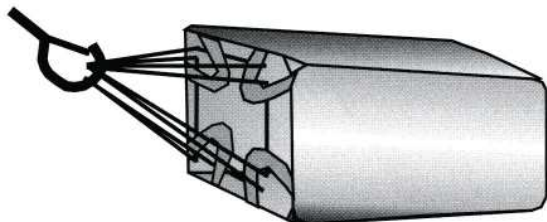
Wrong



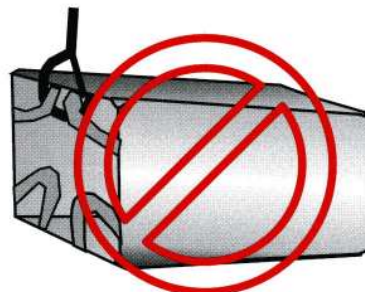
Wrong

RIGHTING FIBCs

To right an FIBC that has toppled on its side, an endless fabric sling, wound through all the lifting loops, should be used. Any attempt to lift the FIBC using fewer loops than those provided, may result in the loops being torn off.



Correct



Wrong

EMPTYING FIBCs

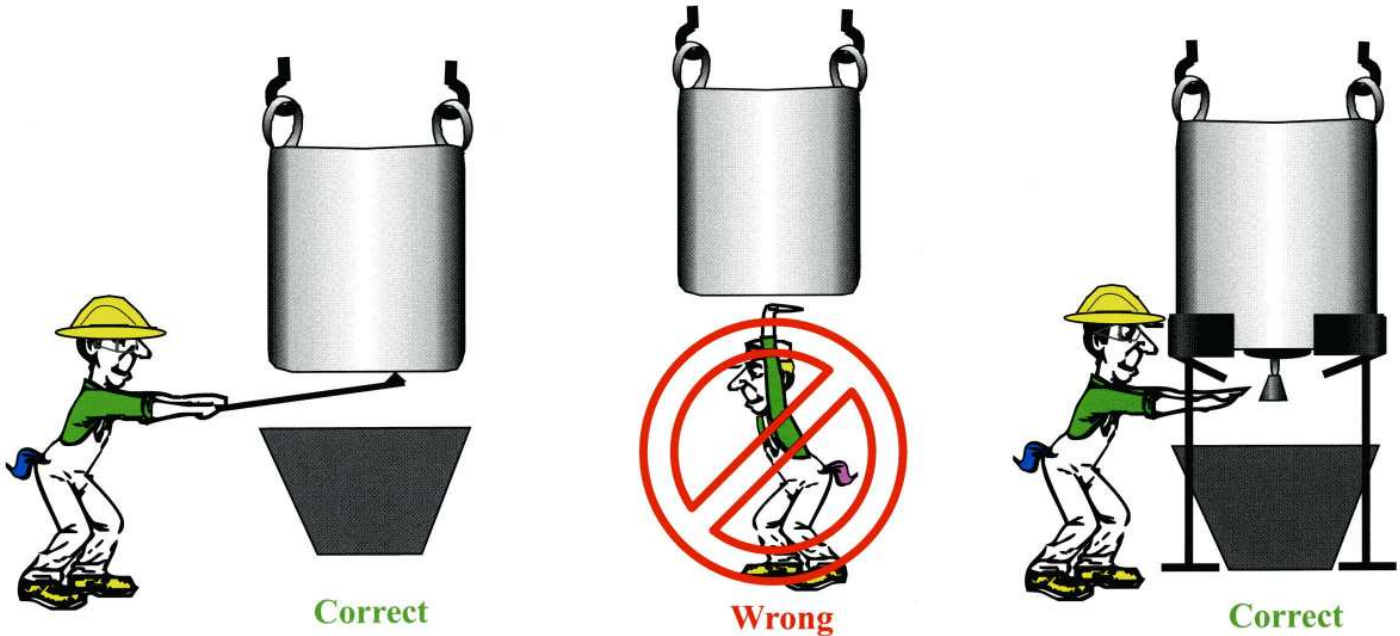
FIBCs are usually emptied by gravity, but can also be emptied by suction. When emptying by gravity through a bottom discharge spout, the rate of discharge can be controlled by restricting the outlet. Flow can be stopped by lowering the FIBC onto the discharged load.

FIBCs with a plain/solid bottom can be emptied by cutting the base of the bag. Again, the flow can be stopped by lowering the bag onto the discharged load.

No one should stand under an FIBC during discharge.

A bottom discharge spout should be opened only when the FIBC is suspended over a safety support that will prevent injury to the operator in the event of a failure of the lifting device.

Under no circumstances should anyone stand underneath a suspended FIBC; or place their arm beneath an unsupported FIBC.

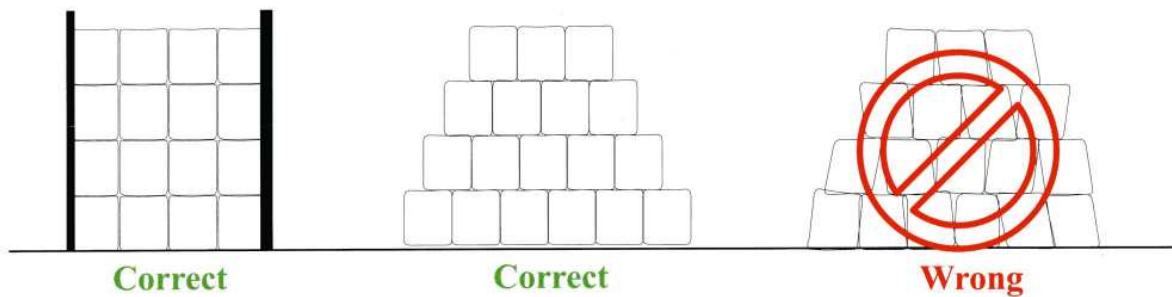


STACKING OF FILLED FIBCs

When stacking filled FIBCs 2 or more high, every effort should be made to ensure that the stack is stable. Where possible, the stack should be formed against at least 2 retaining walls, preferably 3, to achieve maximum stability. Generally, the higher the stack, the greater the number of retaining walls required.

Where only free stacking is possible, a pyramid method should be used.

FIBCs should not be pushed into a stack as this can cause damage to the sides or back of the FIBC.



STORAGE OF FILLED FIBCs

If FIBCs are stored outside, attention should be paid to the top closure. Be sure the top closure is properly tied off. FIBCs should be covered with waterproof, U.V. protected material to avoid water collecting on the top of the FIBC and to prevent damage from sunlight.

Be sure that FIBCs are not standing in water.

HAZARDOUS MATERIALS

Special care should be taken when handling bags with UN or DOT regulated materials. For questions concerning the material, refer to the supplier's MSDS. Questions concerning FIBCs should be referred to your FIBCA member supplier.

EXPLOSIVE MATERIALS AND AREAS

If FIBCs are to be filled or emptied in flammable or explosive atmospheres, special features such as anti-stat material should be utilized. Your FIBCA member supplier can make recommendations for use in these areas.

DO

Do observe the handling instructions on the label.

Do check that the discharge spout is closed off before filling.

Do ensure that the filled FIBC is stable.

Do close the top inlet correctly.

Do inflate the liner prior to filling.

Do take appropriate measures in regard to dust control.

Do use lifting gear of sufficient capacity to take the suspended load.

Do ensure that the edges of the fork lift tines are smooth, or protected.

Do adjust fork lift tines to the correct width for the FIBC being handled.

Do keep the fork lift tines on the fork lift level.

Do ensure that crane hooks are of adequate size and well rounded.

Do consider the possibility and effects of static electricity.

Do protect the FIBCs from rain and prolonged sunlight.

Do ensure that FIBCs are adequately secured in transportation.

Do dispose of FIBCs in accordance with ecological requirements.

Do buy your FIBCs from a FIBCA member company.

DON'T 

Don't exceed the Safe Working Load under any circumstance

Don't fill FIBCs unevenly.

Don't stop or start suddenly during transportation.

Don't subject FIBCs to sudden lifts or stops.

Don't allow personnel under a suspended FIBC.

Don't allow the FIBC to project over the side of a vehicle or pallet.

Don't tilt the mast of the fork lift forward.

Don't withdraw fork lift tines prior to relieving all the load on the lifting device.

Don't stack FIBCs unless sure of stability.

FIBCA recognizes that bulk bags with appropriate user handling and inspection can be used for multiple trips and has adopted the ISO/DIS 11895 standard as a minimum design recommendation.

Courtesy Of Your
FIBCA Member Company